

RINGSEAL

■ TECHNICAL DATASHEET	2
■ APPLICATIONS	4
■ MAINTENANCE	5
■ CONFIGURATION	6



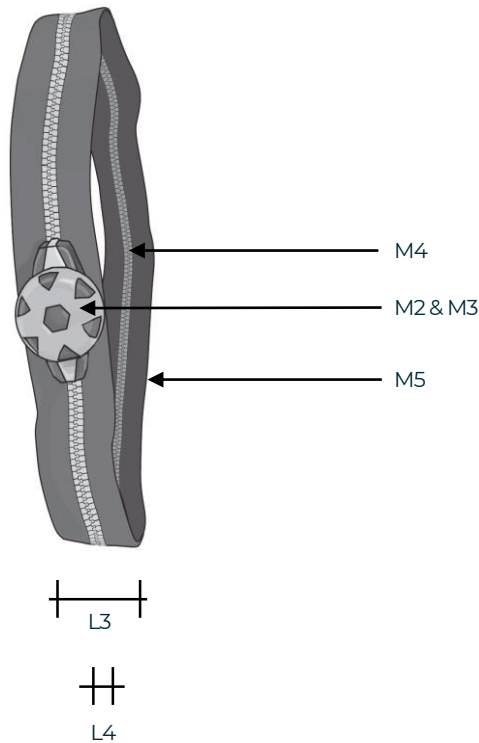
PREMIUM WATERPROOF ZIPPERS MADE IN GERMANY



splash water proof

RINGSEAL

TECHNICAL DATASHEET



Geometry*

- L1 Order length: 600 - 10.000 mm
- L3 Tape width: 70 mm
- L4 Chain width: 10 mm

Material*

- M2 Slider: Polymer
- M3 Puller: Thermoplastic Polyurethane
- M4 Teeth: Thermoplastic Polyurethane
- M5 Tape: Polyurethan coated Polyester

Parameter*

- ☔ Sealing strength: 50 mbar (splash water proof)
The RingSeal chain is equivalent to a regular MasterSeal chain and therefore waterproof & airtight. The special closure of the RingSeal is only splash-proof / not water- & airtight.
- ↔ Cross tension: 200 N/cm
- 🌡️ Temperatur: -30° to +70° C

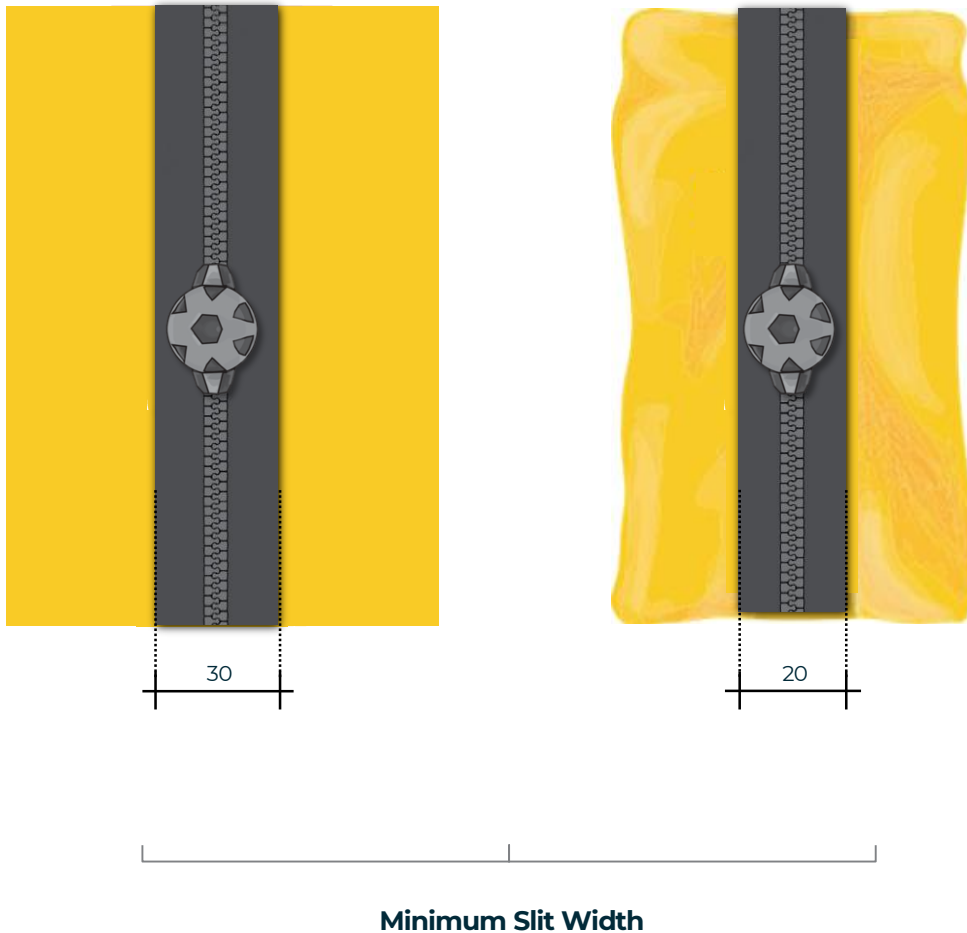
Installation*

HF welding, sewing + taping, or gluing

*configuration-dependent target values

RINGSEAL

APPLICATIONS / DURABILITY / INSTALLATION



Applications

- Jackets & pants
 - Kajak splash protection
 - Motorcycle jackets & pants
 - Hiking- / skiing jackets & pants
 - Protective & survival
 - Tents, covers
 - Backpacks, duffle bags, cooler bags
 - Other
- Water Sports
- Clothing
- Outdoor

Durability

- Weather-resistant
- Suitable for both freshwater and saltwater applications
- Oil and gasoline-resistant

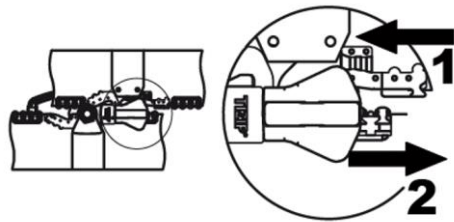
Installation

- A minimum slit width of 20 mm is recommended for all types of substrates.
- With rigid substrates (fabric, foils, neoprene, etc.) the slit width should be increased to at least 30 mm.
- The zip must not be roughened for installation.
- The welding temperature, welding time, welding electrode and contact pressure must be optimally adjusted to the zipper (material, geometry, etc.). Tests are recommended before installation.

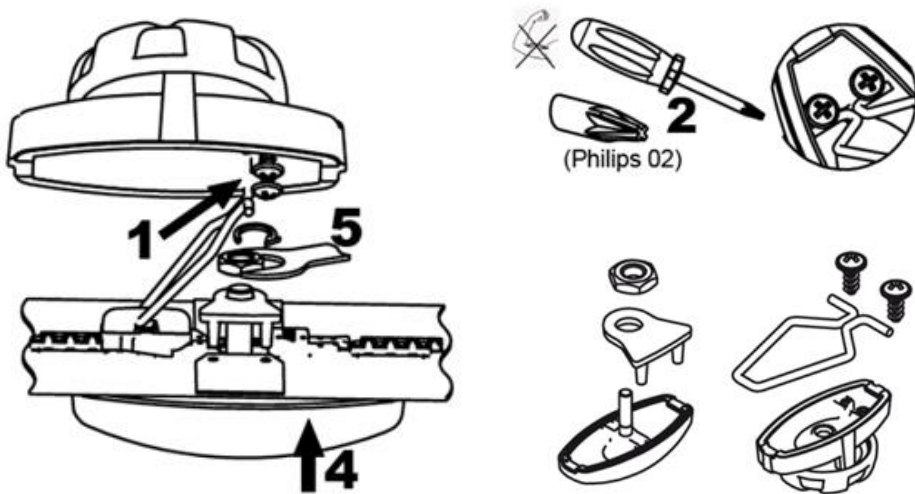
RINGSEAL INSTALLATION



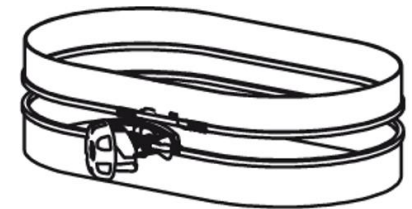
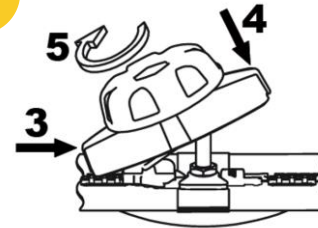
1



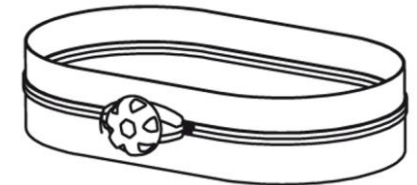
2



3



4

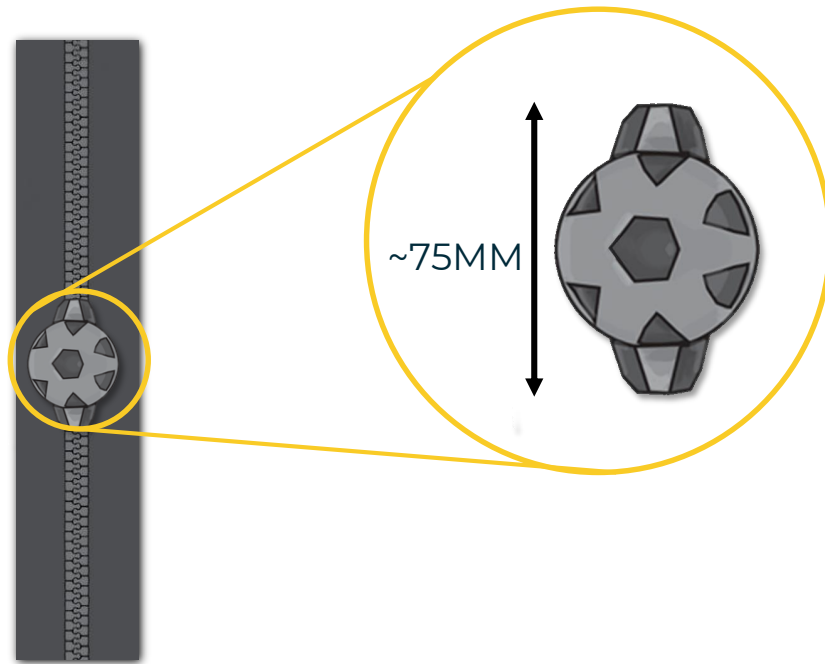


TORQUE

- Screw (2 pcs.)
 - ✓ 1 Nm - 1,5 Nm (0,74 ft-lbs to 1,10 ft-lbs)
- Screw nut M6 (1 pcs.)
 - ✓ 2Nm - 2,5 Nm (1,48 ft-lbs to 1,84 ft-lbs)

MASTERSEAL 10

BEST PRACTICE / CLEANING / STORAGE



Best Practice

- Operate the slide gently. Pulling at an angle can negatively affect the zippers, e.g. their tightness.
- Avoid overstretching the docking end and end pieces
- Do not pull the two sides of the zipper apart forcefully.
- Be careful not to fold or squeeze the zippers.
- Close each zipper carefully so that the slider lies correctly in the docking end to guarantee tightness.

Cleaning

- Dirt particles, especially between the teeth, can affect the sealing lip and thus negatively affect the tightness and durability.
- We recommend a light soapy water and a fine brush.
- Do not use solvents or aggressive cleaning agents as these negatively affect the function of the zipper.

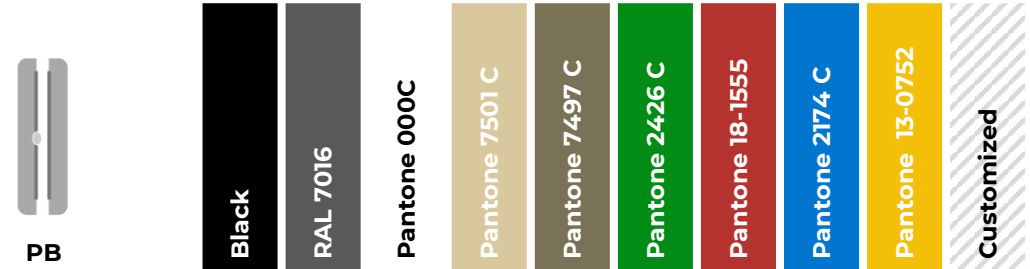
Lubrification

- RingSeal zippers need to be lubricated from time to time.
- Apply gently the lubricating grease in the area of the docking end on the front and back, as well as on the inside at the transition to the zip chain.
- Do not use grease along the zipper chain.
- Remove remaining lubricating grease to avoid stains.
- Use the original TIZIP® lubricating grease.

Storage

- TIZIP® zippers should be stored completely closed, dry, clean and without bending.

RINGSEAL CONFIGURATION



1.0 GEOMETRY

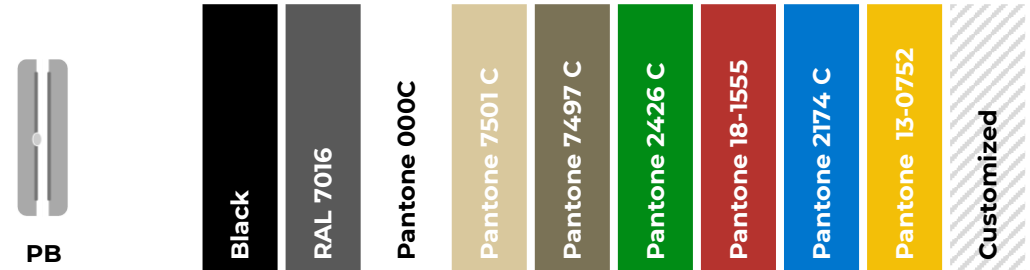
1.1	L1 - Length	600 – 10.000 mm	different lengths on request
1.2	L3 - Width	70 mm	■

2.0 OPTIC

2.1	M5 - Tape	plain	■	■	□	□	□	□	□	□	□	□	□
2.2	M5 - Tape	structured	□	■	□	□	□	□	□	□	□	□	□
2.3	M5 - Tape	customized	□	■	□	□	□	□	□	□	□	□	□

■ Standard □ Option

RINGSEAL CONFIGURATION



3.0 SLIDER

3.1 M2 - Polymer Slider



4.0 PULLER

4.1 M3 – Twist Puller

75 mm



■ Standard □ Option

RINGSEAL

WWW.TIZIP.COM



Urheberrecht © 2022

- Inhalte und Werke unterliegen dem deutschen Urheberrecht.
- Vervielfältigung, Bearbeitung, Verbreitung bedürfen der schriftlichen Zustimmung von TITEX.
- Kopien sind für kommerziellen Gebrauch nicht gestattet

GDS GmbH & Co. KG

- Rainstrasse 8
- 91560 Heilsbronn, Deutschland
- info@tizip.com | www.tizip.com

Follow us on social media



MASTERSEAL 10

WWW.TIZIP.COM



Urheberrecht © 2021

- Inhalte und Werke unterliegen dem deutschen Urheberrecht.
- Vervielfältigung, Bearbeitung, Verbreitung bedürfen der schriftlichen Zustimmung von TITEX.
- Kopien sind für kommerziellen Gebrauch nicht gestattet

GDS GmbH & Co. KG

- Rainstrasse 8
- 91560 Heilsbronn, Germany
- info@tizip.com | www.tizip.com

Follow us on social media

